

Overcoming key challenges for advisers in 2020

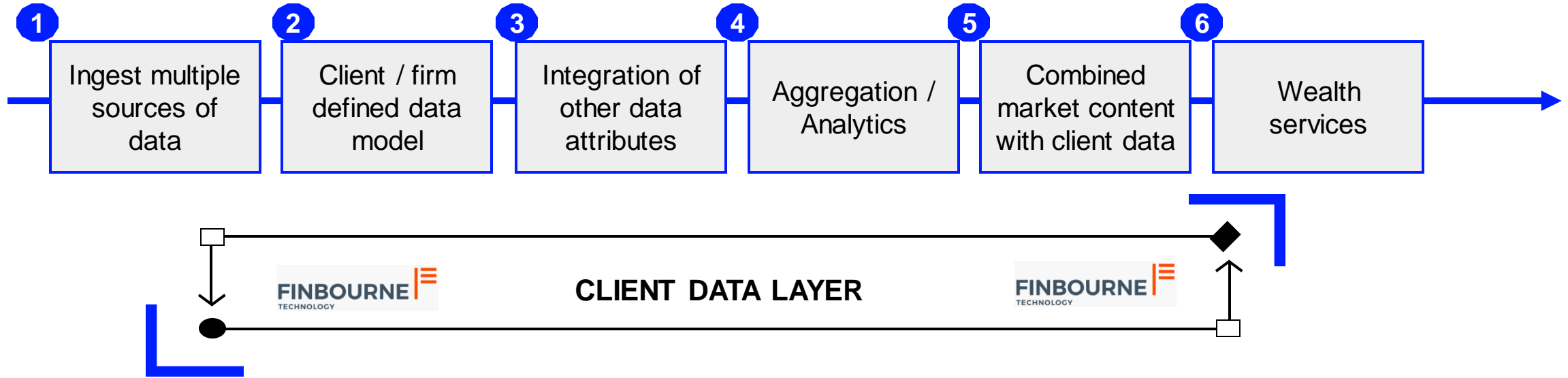
IMAP 25th November

REFINITIVTM

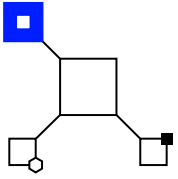
DATA IS JUST
THE BEGINNING



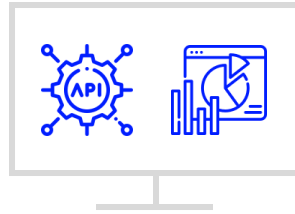
Client Data Layer – Overview



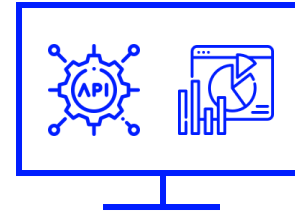
- **Open Data Platform**
- **Cloud native technology stack** – Hosted, VPN, Hosted with token, Fully Deployed
- **Extensible Data Model**
- **Map transaction and holdings data from any source / data model**
- **Scopes** – Ringfence data, then permission access by portfolio, branch, client, advisor
- **Aggregate** across scopes, by any data model property
- **Bitemporal Event Register.**
- **Recipes** – Decouple portfolio data form analytical libraries, market data, accounting conventions etc.



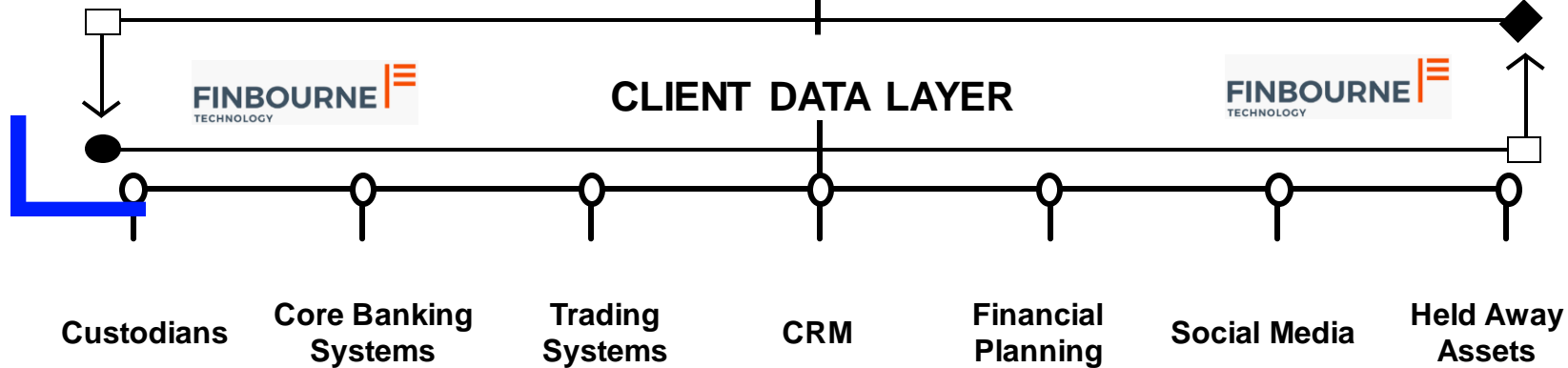
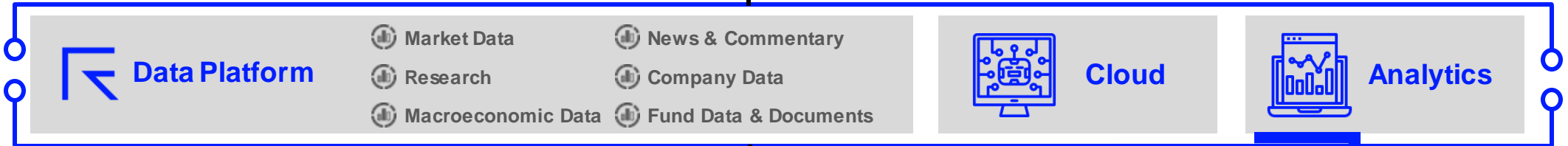
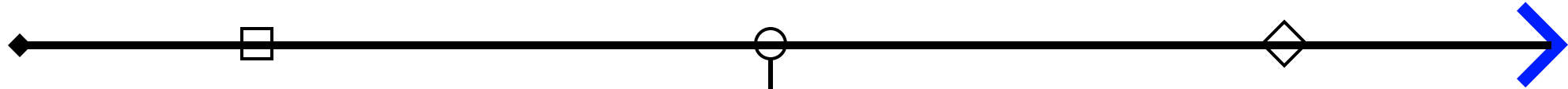
API only



API + Widgets



Pre-built Advisor Workflow



Practice Management Markets News & Research Portfolio Tools Monitor Screeners Activities & Insights

PRACTICE MANAGEMENT

MY VIEWS

My Investment Products ▾ 44 Products Down 82 Products Up

Last 7 Days ▾

BIGGEST LOSERS

Symbol	% of Book	Last Price (USD)	YTD Change
WYNE	5.28%	\$155.56	-\$12.34 (8.21%)
SHOCK	3.98%	\$63.40	-\$3.30 (5.13%)
SPRO	3.76%	\$43.89	-\$2.08(-5.03%)
UMBC	2.56%	\$98.34	-\$3.78 (3.73%)
PORTS	2.38%	\$56.67	-\$1.91 (3.35%)
SIMS	1.13%	\$101.43	-\$3.26 (3.10%)
KNEX	1.95%	\$75.65	-\$2.18 (2.85%)
PROPS	3.34%	\$80.92	-\$2.38 (2.84%)
SIMS	1.13%	\$101.43	-\$3.26 (2.14%)
KNEX	1.95%	\$75.65	-\$2.18 (1.85%)

NEWS & EVENTS

Sentiment: All Neutral **Bearish** Bullish

Client Impact ▾

- Wayne Enterprises** decline continues into third day of trading **84 clients** **-\$1,292,000** YTD Net Loss
Bearish - 15 min ago **WYNE**
- Asian markets** mostly fall, led by **Cyberdyne Systems** and **Nakatomi Trading Co** **45 clients** **-\$1,081,000** YTD Net Loss
Bearish - 22 min ago **CYSY NTCO**
- Gekko & Co.** shares tumble after production figures disappoint **41 clients** **-\$980,000** YTD Net Loss
Bearish - 36 min ago **GKK**
- Muddy waters for **Oscorp** ahead of short earnings rumors **45 clients** **-\$761,629,000** YTD Net Loss
Bearish - 1 hour ago **OSC**
- Lex Corp** sued by families following accident **65 clients** **-\$651,610,000** YTD Net Loss
Bearish - 3 hours ago **LEX**
- Tariffs causing production delays for **Acme Corporation** **2 Accounts** **-\$542,583,000** YTD Net Loss
Bearish - 2 hours ago **ACME**

Show more

ACTIONS & INSIGHTS

Categories Clients

Selected filters (4) Sort by: Priority

- 9 Accounts In Drift** Today
Account await your action to rebalance their assets
HIGH Not Started
- 5 Client Quarterly Reviews** Today
Client reports are ready for your review
HIGH In Progress
- 9 Financial Plans Outside Tolerance** 31 May
Review your clients financial plans
MED In Progress
- 12 Upcoming Birthdays** FYI
You have 12 clients with birthdays this month.
- 112 Options About to Expire** FYI
Review accounts with options that are expiring soon.
- 10 Accounts with New Money** FYI
2 are over 1MM

BUSINESS DISCOVERY

Risk-Adj Perfo... ▾ Households ▾ Group: AUM ▾

Size: AUM ▾ Color: Perform... ▾ Past 30 days ▾

Risk-Adjusted Performance of Client Households

Risk-adjusted performance -9.4% to +12.4%

Show more

PRODUCTION SUMMARY

	MTD	QTD	YTD
Fees	\$2,012.03	\$2,012.03	\$2,012.03
Commissions	\$2,012.03	\$2,012.03	\$2,012.03

ASSET GROWTH

Market Value **\$127,453,903.55**

% Change from Previous Qtr **+32.67%**

HOUSE VIEWS & RESEARCH

RECENT ADDITIONS TO CONVICTIONS

OPINIONS & ANALYSIS

- A small oil field in Oklahoma is seeing big bets from producers**
A little-known shale oil play in Oklahoma is attracting more drilling and investment as rising output from newer wells is enticing companies to boost production beyond the giant Permian basin in Texas.
- Banks brace for higher funding costs as crisis-era signal flashes: McGeever**
The last time banks had to pay this much to borrow dollars from each other over near risk-free borrowing costs, the euro zone's very existence was in peril. The time before that, the global financial system was slowly coming back from the brink of collapse.
- 'Where can I buy?' - Google makes push to turn product**

Practice Management Markets News & Research Portfolio Tools Monitor Screeners Activities & Insights

PRACTICE MANAGEMENT

MY VIEWS

My Investment Products 44 Products Down

Last 7 Days

My Investment Products

Show performance and account impact for Last 7 Days

Wayne Enterprises WYNE + Add Comparison

Wayne Enterprises Nasdaq: WYNE
Last Price: \$155.56 Change: -12.34 (8.21%)

BEST PERFORMER: Acme Corporation WORST PERFORMER: Lex Corporation

SORT BY: Wayne Enterprise Loss %

NAME	IMPACT	CURRENT VALUE	PORTFOLIO %	CHANGE	LOSS GAIN
Bruce Banner	All Accounts	\$1,434,000.00		\$131,000.00 (10.9%)	
Wayne Enterprise	2 Accounts	\$235,000.00	12%	-\$44,900.00 (-14.5%)	
Steve Rogers	All Accounts	\$2,045,000.00		-\$160,000.00 (-5.1%)	
Wayne Enterprise	3 Accounts	\$400,000.00	9.8%	-\$34,000.00 (-9.8%)	
Ivory Shadows	All Accounts	\$1,904,000.00		\$187,000.00 (17.8%)	
Wayne Enterprise	2 Accounts	\$345,000.00	8.6%	-\$28,200.00 (-7.5%)	

RISK-ADJUSTED PERFORMANCE: -8.4% to +12.4%

ASSET GROWTH: Market Value \$127,453,903.55, % Change from Previous Qtr +32.67%

HOUSE VIEWS & RESEARCH: RECENT ADDITIONS TO CONVICTIONS

OPINIONS & ANALYSIS: A small oil field in Oklahoma is seeing big bets from producers; Banks brace for higher funding costs as crisis-era signal flashes: McGeever; 'Where can I buy?' - Google makes push to turn product



Practice Management Markets News & Research Portfolio Tools Monitor Screeners Activities & Insights

PRACTICE MANAGEMENT

MY VIEWS

My Investment Products 44 Products Down 82 Products Up

Last 7 Days

BIGGEST LOSERS

Symbol	% of Book	Last Price (USD)	YTD Change
WYNE	5.28%	\$155.56	-\$12.34 (8.21%)
SHOCK	3.98%	\$63.40	-\$3.30 (5.13%)
SPRO	3.76%	\$43.89	-\$2.08(-5.03%)
UMBC	2.56%	\$98.34	-\$3.78 (3.73%)
PORTS	2.38%	\$56.67	-\$4.01(-6.35%)
SIMS	1.13%		
KNEX	1.95%		
PROPS	3.34%		
SIMS	1.13%		
KNEX	1.95%		

BUSINESS DISCOVERY

Risk-Adj Perfo... Household

Size: AUM Color: Per

Risk-Adjusted Performance of Cl

Risk-adjusted performance -8.4% +12.4%

Show more

NEWS & EVENTS

All Neutral **Bearish** Bullish

Sentiment **Client Impact**

Wayne Enterprises decline continues into third day of trading **84 clients**
 Bearish - 15 min ago **WYNE** **-\$1,292,000**
YTD Net Loss

Asian markets mostly fall, led by **Cyberdyne Systems** and **Nakatomi Trading Co** **45 clients**
 Bearish - 22 min ago **CYSY NTCO** **-\$1,081,000**
YTD Net Loss

Gekko & Co. shares tumble after production figures disappoint **41 clients**
 Bearish - 22 min ago **-\$980,000**

ACTIONS & INSIGHTS

Categories Clients

Selected filters (4) Sort by: Priority

9 Accounts In Drift Today
 Account await your action to rebalance their assets
 HIGH - Not Started

5 Client Quarterly Reviews Today
 Client reports are ready for your review
 HIGH - In Progress

Practice Management Markets News & Research Portfolio Tools Monitor Screeners Activities & Insights

PRACTICE MANAGEMENT

MY VIEWS

My Investment Products ▾ 44 Products Down 82 Products Up
Last 7 Days ▾

BIGGEST LOSERS

NEWS & EVENTS

All Neutral Bearish Bullish
Sentiment Client Impact ▾

Wayne Enterprises decline continues into third day of trading

84 clients	-\$1,292,000	YTD Net Loss
41 clients	-\$980,000	YTD Net Loss
45 clients	-\$761,629,000	

ACTIONS & INSIGHTS

Categories Clients
Selected filters (4) ▾ Sort by: Priority ▾

- 9 Accounts In Drift** Today
Account await your action to rebalance their assets
HIGH - Not Started
- 5 Client Quarterly Reviews** Today
Client reports are ready for your review
HIGH - In Progress
- 9 Financial Plans Outside Tolerance** 31 May
Review your clients financial plans
MED - In Progress

ACTIONS & INSIGHTS

Categories Clients
Selected filters (4) ▾ Sort by: Priority ▾

- Bruce Banner** AUM \$8.9M
Call Today at 12:15pm
Accounts in Drift
+4 More
- Cliffard Clavin** AUM \$11.7M
Accounts in Drift

Risk-adjusted performance -8.4% +12.4%
HOUSE VIEWS & RESEARCH
RECENT ADDITIONS TO CONVICTIONS
"Where can I buy?" - Google makes push to turn product

PRACTICE MANAGEMENT

MY VIEWS

My Investment Products 44 Products Down 82 Products Up
 Last 7 Days

BIGGEST LOSERS

Symbol	% of Book	Last Price (USD)	YTD Change
WYNE	5.28%	\$155.56	-\$12.34 (8.21%)
SHOCK	3.98%	\$63.40	-\$3.30 (5.13%)
SPRO	3.76%	\$43.89	-\$2.08(-5.03%)
UMBC	2.56%	\$98.34	-\$3.78 (3.73%)
PORTS	2.38%	\$56.67	-\$1.91 (3.35%)
SIMS	1.13%	\$101.43	-\$3.26 (3.10%)
KNEX	1.95%	\$75.65	-\$2.18 (2.85%)
PROPS	3.34%	\$80.92	-\$2.38 (2.84%)
SIMS	1.13%	\$101.43	-\$3.26 (2.14%)
KNEX	1.95%	\$75.65	-\$2.18 (1.85%)

NEWS & EVENTS

Sentiment: All Neutral **Bearish** Bullish
 Client Impact

Wayne Enterprises decline continues into third day of trading
 Bearish - 15 min ago **WYNE** **84 clients** **-\$1,292,000** **YTD Net Loss**

Asian markets mostly fall, led by **Cyberdyne Systems** and **Nakatomi Trading Co**
 Bearish - 22 min ago **CYSY** **NTCO** **45 clients** **-\$1,081,000** **YTD Net Loss**

Gekko & Co. shares tumble after production figures disappoint
 Bearish - 36 min ago **GKK**

Muddy waters for **Oscorp** ahead of earnings rumors
 Bearish - 1 hour ago **OSC**

Lex Corp sued by families following...
 Bearish - 3 hours ago **LEX**


ACTIONS & INSIGHTS

Categories Clients
 Selected filters (4) Sort by: Priority


9 Accounts In Drift Today
 Account await your action to rebalance their assets
 HIGH Not Started

5 Client Quarterly Reviews Today

HOUSE INVESTMENT THEMES



Created By Nexus Team
TRADE WARS
 Clients (3)

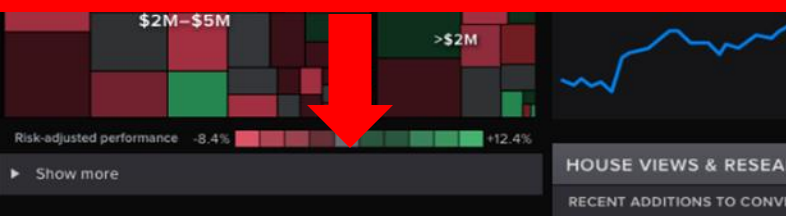


Created By Mohammed Alaoui
HEALTHCARE CAMPAIGN FUNNEL
 Clients (1)

HOUSE VIEWS & RESEARCH

RECENT ADDITIONS TO CONVICTIONS

Name	Status	Date
AIA Group Ltd.	Changed PRR Change from 4 to 5	01-Apr-19
CK Hutchison...	Added Added to Convictions-Equities	01-Apr-19
CNOOC Ltd.	Restricted Flagged as Restricted	01-Apr-19
DBS Group...	Added Added to House Lists-Banking Asia	01-Apr-19
Fidelity Magellan...	Added Added to Convictions-Funds	01-Apr-19



HOUSE VIEWS & RESEARCH

RECENT ADDITIONS TO CONVICTIONS

The last time banks had to pay this much to borrow dollars from each other over near risk-free borrowing costs, the euro zone's very existence was in peril. The time before that, the global financial system was slowly coming back from the brink of collapse.

'Where can I buy?' - Google makes push to turn product

Practice Management Markets News & Research Portfolio Tools Monitor Screeners Activities & Insights

< Practice Management

WYNE WAYNE ENTERPRISES ▲ 152.560000 USD -12.340000 -8.2100% Vol 8,928,023 CAM 93 CCR 77

United States | NYSE Consolidated | Aerospace & Defense

Overview Positions News & Research Price & Charts Estimates Financials ESG Events Ownership Debit & Credit Peers & Valuation Derivatives Filings 360 Menu

POSITIONS

NO. OF INVESTORS	NO. OF ACCOUNTS	STREAK
185 (81%)	203 (83%)	3 Day Loss
TOTAL BOOK INVESTMENT	BOOK RANK	
\$450,800,500.83	13th	

CLIENTS MOST IMPACTED

NAME	GAIN/LOSS	PORTFOLIO %
Bruce Banner	-\$44,900.00 (14.5%)	12.0%
Steve Rogers	-\$43,300.00 (9.8%)	9.8%
Ivory Shadows	-\$28,200.00 (7.5%)	7.5%
Asim Limbu	-\$21,900.00 (7.3%)	5.0%
Franklin Nelson	-\$29,000.00 (7.3%)	7.0%

View more

HOUSE SENTIMENT

HOLD - The background trend is to hold. Prices are steady again. The next support is at 155.90. The background trend would be questioned should prices fall below 145.00

View Report

EXTERNAL SENTIMENT

MEAN

WYNE Mean

Strong Sell Strong Buy

Aerospace & Defense Mean

Strong Sell Strong Buy

ANALYSTS PER LEVEL

Strong Buy	6
Buy	13
Hold	20
Sell	14
Strong Sell	5

PRICE PERFORMANCE

WYN 0.198% SPX 0.198%

MAR-29 APR-15 MAY-15

Today 5D 3M 6M 1Y 5Y YTD

S&P Index 500

52Wk 152.09 212.20

17-May 27-Feb

Open	155.560000
Prev. Close	152.320000
Bid/Ask	
VWAP	338.26
Turnover	USD 1.03B
Volume	8,928,023
Short Interest	1.10%
YTD	14.84%
Beta (5Y Monthly)	1.39
Mkt Cap-Outstanding	USD 1.03B
PE (LTM)	28.88
Div Yield	2.02%
DR	WYN.1234
DR Type	
DR Bank	
Free Float	586.56M
Outstanding	586.56M
IPO Date	05-Sep-1934
Asset Type	Ordinary Share
Share Class	
Lot Size	100
Next Earning Report	25-May-2019

ACTIONS & INSIGHTS

Categories Clients

Selected filters (4) Sort by: Priority

- Clients Most Impacted** Today

Wayne Enterprises is contributing to a 15.3% average loss across 50 client portfolios

Average performance: -5.1% last 3 days
- Client Watch** Today

135 clients are nearing the 2% decrease in value for Wayne Enterprises

Average performance: -1.4% last 7 days
- Client Behavior** Today

8 clients have looked up information about Wayne Enterprises through the Investor Portal in the last 5 days

Average daily call log: 1.7
- Rebalance** FYI

Wayne Enterprises is contributing to your Technology allocation moving negatively out of position by -6.04%

Target allocation: 10.0%
- Income Impact** FYI

67 clients will be affected by Wayne Enterprises's decision to reduce their dividend amount

Sector average: 1.88%
- Opportunity** FYI

Wayne Enterprises may appeal to 29 clients based on their investment profile and current market conditions

Target price: \$162.23
- Fund Impact** FYI

5 funds are down 23.4% due to the decline in value of Wayne Enterprises and Technology sector


Average portfolio allocation: 7.5%

BUSINESS SUMMARY

Wayne Enterprise is an aerospace firm. The Company operates in four segments: Commercial Airplanes; Defense, Space & Security; Global Services, and Wayne Capital. Company is engaged in the research, development, production and modification of the following products and related services: strategic defense and intelligence systems, including strategic missile and defense systems, command, control, communications, computers, intelligence, surveillance and reconnaissance.

Practice Management Markets News & Research Portfolio Tools Monitor Screeners Activities & Insights

< Practice Management

WYNE WAYNE ENTERPRISES  ▲ 152.560000 USD -12.340000 -8.2100% Vol 8,928,023 CAM 93 CCR 77

United States | NYSE Consolidated | Aerospace & Defense

Overview Positions News & Research Price & Charts Estimates Financials ESG Events Ownership Debit & Credit Peers & Valuation Derivatives Filings 360 Menu

POSITIONS

NO. OF INVESTORS
185 (81%)

NO. OF ACCOUNTS
203 (83%)

STREAK
3 Day Loss

TOTAL BOOK INVESTMENT
\$450,800,500.83

BOOK RANK
13th

CLIENTS MOST IMPACTED

NAME	GAIN/LOSS	PORTFOLIO %
Bruce Banner	-\$44,900.00 (14.5%)	12.0%
Steve Rogers	-\$43,300.00 (9.8%)	9.8%
Ivory Shadows	-\$28,200.00 (7.5%)	7.5%
Asim Limbu	-\$21,900.00 (7.3%)	5.0%
Franklin Nelson	-\$29,000.00 (7.3%)	7.0%

View more

HOUSE SENTIMENT

HOLD - The background trend is to hold. Prices are steady again. The next support is at 155.90. The background trend would be questioned should prices fall below 145.00

View Report

EXTERNAL SENTIMENT

MEAN

WYNE Mean

Strong Sell Strong Buy

Aerospace & Defense Mean

Strong Sell Strong Buy

ANALYSTS PER LEVEL

Strong Buy 6

Buy 13

Hold 20

Sell 14

Strong Sell 5

PRICE PERFORMANCE

POSITIONS

NO. OF INVESTORS
185 (81%)

NO. OF ACCOUNTS
203 (83%)

STREAK
3 Day Loss

TOTAL BOOK INVESTMENT
\$450,800,500.83

BOOK RANK
13th

CLIENTS MOST IMPACTED

NAME	GAIN/LOSS	PORTFOLIO %
Bruce Banner	-\$44,900.00 (14.5%)	12.0%
Steve Rogers	-\$43,300.00 (9.8%)	9.8%

Div Yield 2.02%

DR WYN1234

DR Type

DR Bank

Free Float 586.56M

Outstanding 586.56M

IPO Date 05-Sep-1934

Asset Type Ordinary Share

Share Class

Lot Size 100

Next Earning Report 25-May-2019

Fund Impact FYI

5 funds are down 23.4% due to the decline in value of Wayne Enterprises and Technology sector

Average portfolio allocation: 7.5%

BUSINESS SUMMARY

Wayne Enterprise is an aerospace firm. The Company operates in four segments: Commercial Airplanes; Defense, Space & Security; Global Services, and Wayne Capital. Company is engaged in the research, development, production and modification of the following products and related services: strategic defense and intelligence systems, including strategic missile and defense systems, command, control, communications, computers, intelligence, surveillance and reconnaissance.

Practice Management Markets News & Research Portfolio Tools Monitor Screeners Activities & Insights

< Practice Management

WYNE WAYNE ENTERPRISES ▲ 152.560000 USD -12.340000 -8.2100% Vol 8,928,023 CAM 93 CCR 77

Peers & Valuation Derivatives Filings 360 Menu

ACTIONS & INSIGHTS

Categories Clients

Selected filters (4) Sort by: Priority

- Clients Most Impacted** Today

Wayne Enterprises is contributing to a 15.3% average loss across 50 client portfolios

Average performance: -5.1% last 3 days
- Client Watch** Today

135 clients are nearing the 2% decrease in value for Wayne Enterprises

Average performance: -1.4% last 7 days
- Client Behavior** Today

8 clients have looked up information about Wayne Enterprises through the Investor Portal in the last 5 days

Average daily call log: 1.7

Rebalance FYI
 Wayne Enterprises is contributing to your Technology allocation moving negatively out of position by -6.04%
 Target allocation: 10.0%

Income Impact FYI
 67 clients will be affected by Wayne Enterprises's decision to reduce their dividend amount
 Sector average: 1.88%

Opportunity FYI
 Wayne Enterprises may appeal to 29 clients based on their investment profile and current market conditions
 Target price: \$162.23

Fund Impact FYI
 5 funds are down 23.4% due to the decline in value of Wayne Enterprises and Technology sector
 Average portfolio allocation: 7.5%

BUSINESS SUMMARY

Wayne Enterprise is an aerospace firm. The Company operates in four segments: Commercial Airplanes; Defense, Space & Security; Global Services, and Wayne Capital. Company is engaged in the research, development, production and modification of the following products and related services: strategic defense and intelligence systems, including strategic missile and defense systems, command, control, communications, computers, intelligence, surveillance and reconnaissance.

Strong Buy 6
 Buy 13
 Hold 20
 Sell 14
 Strong Sell 5

IPO Date 05-Sep-1934
 Asset Type Ordinary Share
 Share Class
 Lot Size 100
 Next Earning Report 25-May-2019



Practice Management Markets News & Research

< Practice Management

WYNE WAYNE ENTERPRISES
United States | NYSE Consolidated | Aerospace & Defense

Overview Positions News & Research Price & Charts Estimates

POSITIONS

NO. OF INVESTORS	NO. OF ACCOUNTS	STREAK
185 (81%)	203 (83%)	3 Day Loss
TOTAL BOOK INVESTMENT	BOOK RANK	
\$450,800,500.83	13th	

CLIENTS MOST IMPACTED

NAME	GAIN/LOSS	PORTFOLIO %
Bruce Banner	-\$44,900.00 (14.5%)	12.0%
Steve Rogers	-\$43,300.00 (9.8%)	9.8%
Ivory Shadows	-\$28,200.00 (7.5%)	7.5%
Asim Limbu	-\$21,900.00 (7.3%)	5.0%
Franklin Nelson	-\$29,000.00 (7.3%)	7.0%

View more

HOUSE SENTIMENT

HOLD - The background trend is to hold. Prices are steady again. The next support is at 155.90. The background trend would be questioned should prices fall below 145.00

View Report

EXTERNAL SENTIMENT

MEAN

WYNE Mean

Strong Sell Strong Buy

Aerospace & Defense Mean

Strong Sell Strong Buy

ANALYSTS PER LEVEL

Strong Buy	6
Buy	13
Hold	20
Sell	14
Strong Sell	5



Stock Ratings Summary ★

Report Date: 25 November 2019

Ticker

CBA-AU

Search



COMMONWEALTH BANK OF AUSTRALIA (CBA-AU)

Banking & Investment Svcs. / Banking Services / Banks

Last Close 79.89 (AUD)	Avg Daily Vol 2.7M	52-Week High 83.99	Trailing PE 17.0	Annual Div 4.31	ROE 12.5%	LTG Forecast --	1-Mo Return -1.0%
25 November 2019 AUSTRALIAN Exchange	Market Cap (Consol) 145.3B	52-Week Low 67.55	Forward PE 16.3	Dividend Yield 5.4%	Annual Rev 40.6B	Inst Own 21.3%	3-Mo Return 3.2%

AVERAGE SCORE

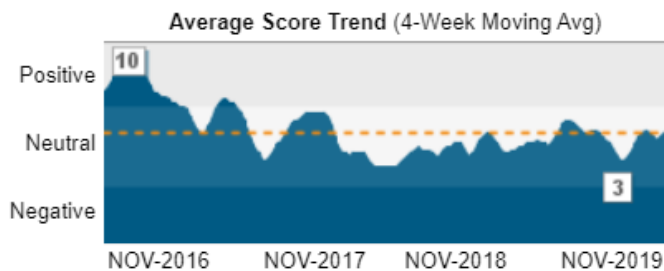
AVERAGE
SCORE

5

NEUTRAL OUTLOOK: CBA's current score is relatively in-line with the market.

Score Averages

Banking Services Group: 6.0 Large Market Cap: 7.4
Banking & Investment Svcs. Sector: 6.7 ASX 200 Index: 6.9



Peers	-6M	-3M	-1M	-1W	Current	1Y Trend
MYS	4	5	7	7	7	
NAB	6	8	7	6	6	
CBA	5	4	6	6	5	
WBC	6	7	6	4	5	
BOQ	5	7	3	3	3	

HIGHLIGHTS

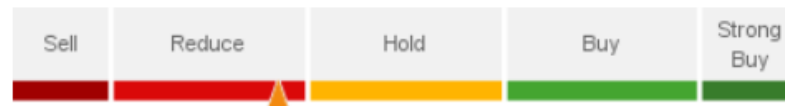
- The score for Commonwealth Bank dropped slightly this week from 6 to 5.
- The recent change in the Average Score was primarily due to a decline in the Earnings and Price Momentum component scores.

THOMSON REUTERS I/B/E/S MEAN

Reduce

13 Analysts

Mean recommendation from all analysts covering the company on a standardized 5-point scale.



PRICE AND VOLUME CHARTS

1-Year Return: 12.0%

5-Year Return: 0.2%



Practice Management Markets News & Research Portfolio Tools Monitor Screeners Activities & Insights

BANNER HOUSEHOLD

HEAD OF HOUSEHOLD: Bruce Banner (Phone: 212-555-1241, Email: Early afternoon preferred, b. 4/1/1958, Age 61)
 CLIENT SINCE: 4/4/2001
 AUM: \$4,259,000
 % HELD INTERNALLY: 36%
 CASH AVAILABLE: \$36.18
 SPOUSE: Lucy Banner (b. 4/1/1958, Age 61)
 DEPENDENTS: Anna Banner (b. 5/1/1985, Age 34), Michael Banner (b. 6/15/1987, Age 32)
 PRIMARY ADVISOR: Charles Littner

Overview Client Profile Account & Performance Documents

ACCOUNTS

Market Value Performance Cash Flow

All owners: Past 6 Months Compare contributions and withdrawals

Account	Owner	Held At	Gain/Loss	52-week High/Low	Total Account Value
Total Market Value of Selected Accounts			+37,466.00 (1.2%)	\$5.1M - \$3.8M	\$2,684,000.00
<input checked="" type="checkbox"/> Rollover IRA (98437983746)	Bruce Banner	Internal	+11,330.00 (11%)	\$1.45M - \$0.94M	\$1,030,000.00
<input checked="" type="checkbox"/> 529 Savings Plan (09384093485)	Anna Banner c/o Bruce Banner	Internal	+3,636.00 (0.9%)	\$404.12K - \$399.10K	\$404,000.00
<input type="checkbox"/> Fixed Annuity (09238459230)	Lucy Banner	Internal	0.00	0.00	\$1,025,000.00
<input type="checkbox"/> SEP IRA (493052319493)	Bruce Banner	Fidelity Investments	+6,050.00 (11%)	\$589.19K - \$539.09K	\$550,000.00
<input checked="" type="checkbox"/> Retirement Plan (88098732934)	Bruce Banner	Charles Schwab	-22,500.00 (1.8%)	\$1.28M - \$1.26M	\$1,250,000.00

GOALS

92 SUCCESS RATE

- Wealth Protection**: Projected retirement at age 67. TARGET DATE: 2031
- College Planning**: Higher education for Anna, beginning in 2025. TARGET DATE: 2025

Client is on track to meet all goals

INCOME SUMMARY

YTD Interest: \$10.00
 YTD Dividends: \$25.00
 Taxable Accounts: \$100.00

YTD Earned Income: \$50.00
 YTD Long Term Capital Gain Distributions Income: \$50.00
 Estimated Income: \$50.00

TOP & BOTTOM MOVERS

BOTTOM 5 MOVERS

Name	Daily Change

NEWS & EVENTS

Sentiment: All Neutral Bearish Bullish Client Impact

- Wayne Enterprises decline continues into third day of trading. Bearish - 15 min ago. WYNE. 2 Accounts -\$500,000 YTD Net Loss
- Muddy waters for Oscar ahead of short earnings rumors. Bearish - 1 hour ago. OSC. 1 Account -\$1,500 YTD Net Loss
- Lex Corp sued by families following accident. Bearish - 3 hours ago. LEX. 3 Accounts -\$15,000 YTD Net Loss
- Tariffs causing production delays for Acme Corporation. Bearish - 2 hours ago. ACME. 2 Accounts -\$2,000 YTD Net Loss

PORTFOLIO ALLOCATION

Compliance breach: threshold exceeded

Asset Class	% Total	Market Value
EQUITY	64%	\$2,638,720
U.S. Stocks	36.12%	\$1,489,227
Foreign Stocks	8.88%	\$366,122
Emerging Markets	7.23%	\$298,092
Dividend Stocks	5.67%	\$233,774
Natural Resources	4.12%	\$169,867

ACTIONS & INSIGHTS

- Client Call** Today. Call client directly at 12:15 pm. HIGH
- Account In Drift** 3 May. Rebalance client's account. HIGH - In Progress
- Client Impact** 31 May. Account 98437983746 affected by Wayne Enterprises. 11.01% (\$41,034) of portfolio impacted. MED - In Progress
- Project: Client Report** 3 May. Client Review Report needs review and approval. Wealth Preservation Template (modified). MED - In Progress
- Upcoming Birthday** 15 May. Email Bruce (b. 05/15/1958) and wish him an happy birthday. LOW - Not Started
- Investments Reaching Maturity Date** 31 May. Account 98437983746 two bonds are maturing next month. Impacting 10% of portfolio. LOW - Not Started

RECENT TOUCHPOINTS

FYI, Bruce is pretty hands-off and prefers annual

Date	Advisor	Firm Average
5-May-2019	Quarterly Client Review 10AM	1
APRIL 2019		3
12-Apr-2019	In person meeting notes	
5-Apr-2019	Inbound Call	
5-Apr-2019	Portfolio Rebalance	
MARCH 2019		3
FEBRUARY 2019		3
JANUARY 2019		3

RECENT DOCUMENTS

One or more documents will expire in 3 days

Practice Management Markets News & Research Portfolio Tools Monitor Screeners Activities & Insights

Practice Management

BANNER HOUSEHOLD

HEAD OF HOUSEHOLD: Bruce Banner (b. 4/1/1958, Age 61) | Phone: 212-555-1241 | Email: Early afternoon preferred | CLIENT SINCE: 4/4/2001 | AUM: \$4,259,000 | % HELD INTERNALLY: 35% | CASH AVAILABLE: \$36.18 | SPOUSE: Lucy Banner (b. 4/1/1958, Age 61) | DEPENDENTS: Anna Banner (b. 5/1/1985, Age 34), Michael Banner (b. 6/15/1987, Age 32) | PRIMARY ADVISOR: Charles Littner

Overview Client Profile Account & Performance Documents

ACCOUNTS: Market Value Performance Cash Flow

ACTIONS & INSIGHTS: Banner Household Sort by: Priority

Client Call: Call client directly at 12:15 pm Today

ACCOUNTS

Market Value Performance Cash Flow

Estimated Income: \$50.00

Foreign Stocks: 8.88% (\$366,122)

Emerging Markets: 7.23% (\$298,092)

Dividend Stocks: 5.67% (\$233,774)

Natural Resources: 4.12% (\$169,867)

TOP & BOTTOM MOVERS

BOTTOM 5 MOVERS

RECENT DOCUMENTS: One or more documents will expire in 3 days

Account	Owner	Held At	Gain/Loss	52-week High/Low	Total Account Value
Total Market Value of Selected Accounts					
— Total Market Value of Selected Accounts			+37,466.00 (1.2%)	\$5.1M - \$3.8M	\$2,684,000.00
<input checked="" type="checkbox"/> Rollover IRA 98437983746	Bruce Banner	Internal	+11,330.00 (1.1%)	\$1.45M - \$0.94M	\$1,030,000.00
<input checked="" type="checkbox"/> 529 Savings Plan 09384093485	Anna Banner c/o Bruce Banner	Internal	+\$3,636.00 (0.9%)	\$404.12K - \$399.10K	\$404,000.00
<input type="checkbox"/> Fixed Annuity 09238459230	Lucy Banner	Internal	0.00	0.00	\$1,025,000.00
<input type="checkbox"/> SEP IRA 493092319493	Bruce Banner	Fidelity Investments	+6,050.00 (1.1%)	\$589.19K - \$539.09K	\$550,000.00
<input checked="" type="checkbox"/> Retirement Plan 88098732934	Bruce Banner	Charles Schwab	+22,500.00 (1.8%)	\$1.28M - \$1.26M	\$1,250,000.00

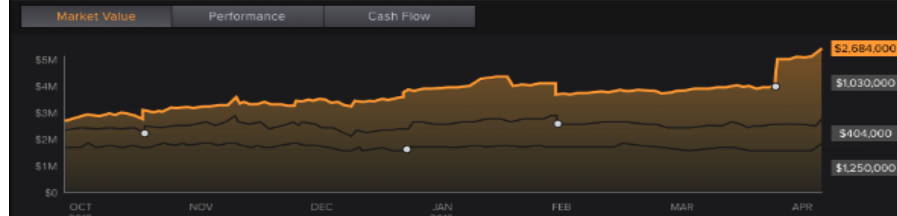
Practice Management

BANNER HOUSEHOLD

HEAD OF HOUSEHOLD: Bruce Banner, b. 4/1/1958, Age 61, Phone: 212-555-1241, Email: Early afternoon preferred. CLIENT SINCE: 4/4/2001. AUM: \$4,259,000. % HELD INTERNALLY: 35%. CASH AVAILABLE: \$36.18. SPOUSE: Lucy Banner, b. 4/1/1958, Age 61. DEPENDENTS: Anna Banner, b. 5/1/1985, Age 34; Michael Banner, b. 6/15/1987, Age 32. PRIMARY ADVISOR: Charles Littner.

Overview Client Profile Account & Performance Documents

ACCOUNTS



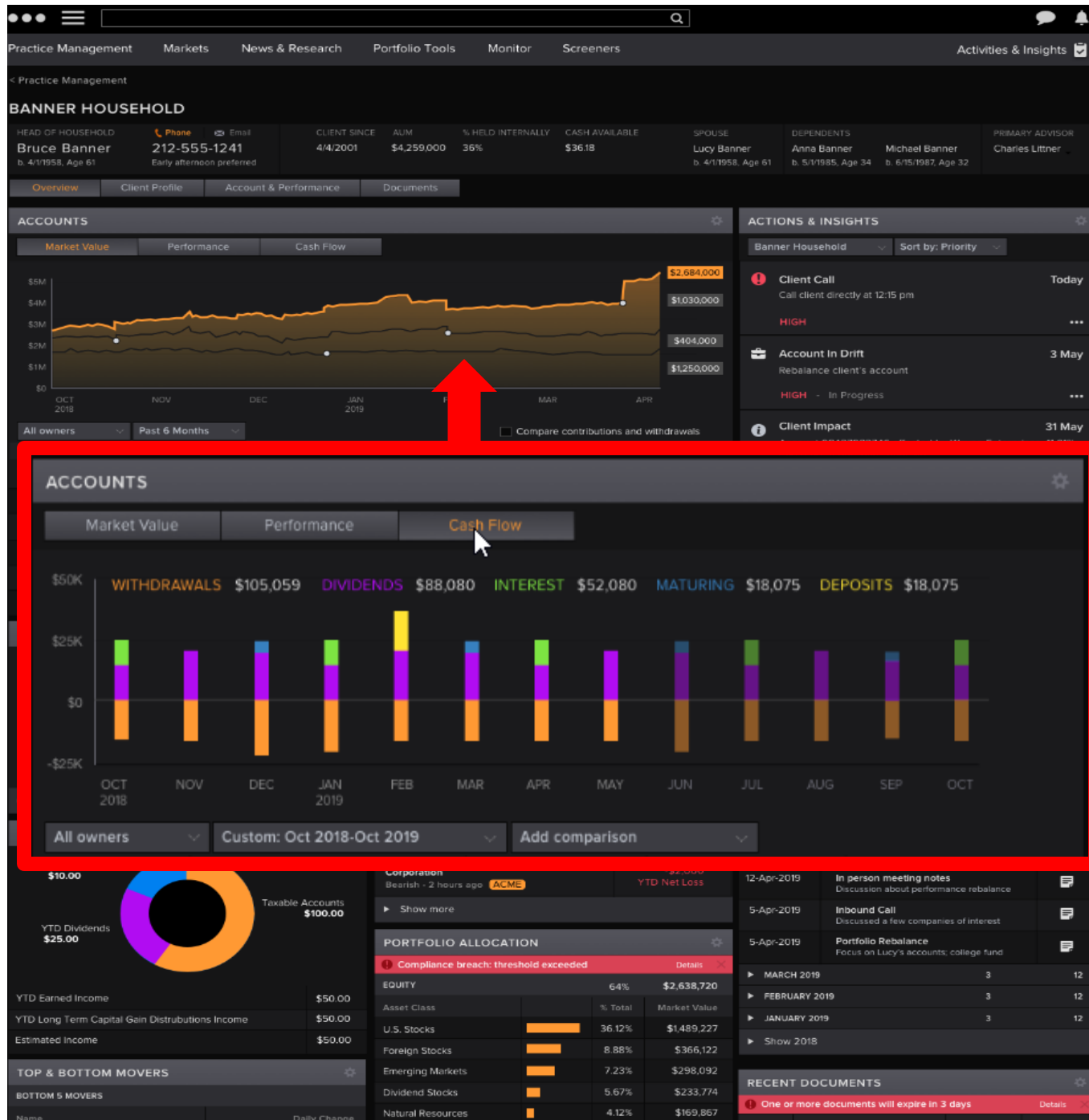
Account	Owner	Held At	Gain/Loss	52-week High/Low	Total Account Value
Total Market Value of Selected Accounts			+37,466.00 (1.2%)	\$5.1M - \$3.8M	\$2,684,000.00
<input checked="" type="checkbox"/> Rollover IRA 98437983746	Bruce Banner	Inte	+11,330.00 (11%)	\$1.45M - \$0.94M	\$1,030,000.00

ACTIONS & INSIGHTS

- Client Call** Today
Call client directly at 12:15 pm
HIGH
- Account In Drift** 3 May
Rebalance client's account
HIGH - In Progress
- Client Impact** 31 May
Account 98437983746 affected by Wayne Enterprises, 11.01% (\$41,034) of portfolio impacted.
MED - In Progress
- Project: Client Report** 3 May



Account	Owner	Held At	YOY Change	Today's Gain/Loss	Total Account Value
Compliance breach: threshold exceeded					
EQUITY			64%		\$2,638,720
Asset Class			% Total		Market Value
U.S. Stocks			36.12%		\$1,489,227
Foreign Stocks			8.88%		\$366,122
Emerging Markets			7.23%		\$298,092
Dividend Stocks			5.67%		\$233,774
Natural Resources			4.12%		\$169,867



Practice Management Markets News & Research Portfolio Tools Monitor Screeners Activities & Insights

Practice Management

BANNER HOUSEHOLD

HEAD OF HOUSEHOLD: Bruce Banner (b. 4/1/1958, Age 61) | Phone: 212-555-1241 | Email: Early afternoon preferred | CLIENT SINCE: 4/4/2001 | AUM: \$4,259,000 | % HELD INTERNALLY: 36% | CASH AVAILABLE: \$36.18 | SPOUSE: Lucy Banner (b. 4/1/1958, Age 61) | DEPENDENTS: Anna Banner (b. 5/1/1985, Age 34), Michael Banner (b. 6/15/1987, Age 32) | PRIMARY ADVISOR: Charles Littner

Overview Client Profile Account & Performance Documents

ACCOUNTS

Market Value Performance Cash Flow

Account Owner

- Total Market Value of Selected Accounts
- Rollover IRA (98437983746) Bruce Banner
- 529 Savings Plan (09384093485) Anna Banner / c/o Bruce Banner
- Fixed Annuity (09238459230) Lucy Banner
- SEP IRA (493052319493) Bruce Banner
- Retirement Plan (88098732934) Bruce Banner

NEWS & EVENTS

All Neutral Bearish Bullish

Sentiment Client Impact

- Wayne Enterprises decline continues into third day of trading (Bearish - 15 min ago, WYNE) **2 Accounts** -\$500,000 YTD Net Loss
- Muddy waters for Oscorp ahead of short earnings rumors (Bearish - 1 hour ago, OSC) **1 Account** -\$1,500 YTD Net Loss
- Lex Corp sued by families following accident (Bearish - 3 hours ago, LEX) **3 Accounts** -\$15,000 YTD Net Loss
- Tariffs causing production delays for Acme Corporation (Bearish - 2 hours ago, ACME) **2 Accounts** -\$2,000 YTD Net Loss

GOALS

- Wealth Protection: Projected retirement at age 67 (TARGET DATE: 2031)
- College Planning: Higher education for Anna, beginning in 2025 (TARGET DATE: 2025)
- Client is on track to meet all goals

92 SUCCESS RATE

INCOME SUMMARY

YTD Interest: \$10.00 | Taxable Accounts: \$100.00 | YTD Dividends: \$25.00

YTD Earned Income: \$50.00 | YTD Long Term Capital Gain Distributions Income: \$50.00 | Estimated Income: \$50.00

TOP & BOTTOM MOVERS

BOTTOM 5 MOVERS

PORTFOLIO ALLOCATION

Compliance breach: threshold exceeded

Asset Class	% Total	Market Value
U.S. Stocks	36.12%	\$1,489,227
Foreign Stocks	8.88%	\$366,122
Emerging Markets	7.23%	\$298,092
Dividend Stocks	5.67%	\$233,774
Natural Resources	4.12%	\$169,867

ACTIONS & INSIGHTS

Banner Household Sort by: Priority

- Investments Reaching Maturity Date (31 May)
- Client Report (3 May)
- Client Birthday (15 May)
- RECENT TOUCHPOINTS: FYI, Bruce is pretty hands-off and prefers annual
- UPCOMING: Quarterly Client Review (10AM)
- APRIL 2019: In person meeting notes, Inbound Call, Portfolio Rebalance
- MARCH 2019: 3
- FEBRUARY 2019: 3
- JANUARY 2019: 3

RECENT DOCUMENTS

One or more documents will expire in 3 days

Practice Management Markets News & Research Portfolio Tools Monitor Screeners Activities & Insights

Practice Management

BANNER HOUSEHOLD

HEAD OF HOUSEHOLD: **Bruce Banner** (b. 4/1/1958, Age 61) | Phone: 212-555-1241 | Email: Early afternoon preferred

CLIENT SINCE: 4/4/2001 | AUM: \$4,259,000 | % HELD INTERNALLY: 36% | CASH AVAILABLE: \$36.18

SPOUSE: **Lucy Banner** (b. 4/1/1958, Age 61) | DEPENDENTS: **Anna Banner** (b. 5/1/1985, Age 34), **Michael Banner** (b. 6/15/1987, Age 32) | PRIMARY ADVISOR: **Charles Littner**

Overview Client Profile Account & Performance Documents

ACCOUNTS

Market Value Performance Cash Flow

Market Value: \$2,684,000

TOP & BOTTOM MOVERS

BOTTOM 5 MOVERS	
Name	Daily Change
Wayne Enterprises (WYNE)	-\$188.03 (11.15%)
Space Sprockets Incorporated (SROC)	-\$13.60 (0.02%)
Stark Industries (STAR)	-\$3.89 (0.01%)
Lex Corporations (LEXC)	-\$12.32 (0.03%)
Wonka Industries (WONKA)	-\$42.34 (0.28%)

TOP 5 MOVERS	
Name	Daily Change
Acme Corporation (ACME)	+\$188.03 (11.27%)
Ollivander (OLLI)	+\$13.60 (10.28%)
Gekko & CO. (GECO)	+\$3.89 (10.12%)
Cyberdyne Systems (CYDN)	+\$12.32 (10.01%)
Genco Pura (GENCO)	+\$42.34 (10.10%)

Show more

ACTIONS & INSIGHTS

Banner Household Sort by: Priority

- Client Call** Today
Call client directly at 12:15 pm
HIGH
- Account In Drift** 3 May
Rebalance client's account
HIGH - In Progress
- Client Impact** 31 May
Account 98437983746 affected by Wayne Enterprises, 11.01% (\$41,034) of portfolio impacted.
MED - In Progress
- Project: Client Report** 3 May
Client Review Report needs review and approval. Wealth Preservation Template (modified)
MED - In Progress
- Upcoming Birthday** 15 May
Email Bruce (b. 05/15/1958) and wish him an happy birthday
LOW - Not Started
- Investments Reaching Maturity Date** 31 May
Account 98437983746 two bonds are maturing next month. Impacting 10% of portfolio.
LOW - Not Started

RECENT TOUCHPOINTS

FYI, Bruce is pretty hands-off and prefers annual

UPCOMING

- 5-May-2019 Quarterly Client Review 10AM
- APRIL 2019 3 12
- 12-Apr-2019 In person meeting notes Discussion about performance rebalance
- 5-Apr-2019 Inbound Call Discussed a few companies of interest
- 5-Apr-2019 Portfolio Rebalance Focus on Lucy's accounts; college fund
- MARCH 2019 3 12
- FEBRUARY 2019 3 12
- JANUARY 2019 3 12

Show 2018

RECENT DOCUMENTS

One or more documents will expire in 3 days

Estimated Income: \$50.00

Asset Class	Percentage	Value
U.S. Stocks	36.12%	\$1,489,227
Foreign Stocks	8.88%	\$366,122
Emerging Markets	7.23%	\$298,092
Dividend Stocks	5.67%	\$233,774
Natural Resources	4.12%	\$169,867



**SINGLE USER INTERFACE
TO ALL SYSTEMS**

**ADVISOR PRODUCTIVITY
SIGNIFICANTLY ENHANCED**

**GREATER RELEVANCY
IMPROVES CLIENT
EXPERIENCE**

**MULTI-CHANNEL
EXPERIENCE BETTER FOR
ADVISOR & CLIENT**

**MANAGING THE
“IRRATIONALITY” OF
PRIVATE INVESTORS
BECOMES SIMPLER**

**SEAMLESS INTEGRATION
OF “BEST-OF-BREED”
THIRD PARTY
APPLICATIONS**

THANK YOU

REFINITIVTM
DATA IS JUST
THE BEGINNING

