



**PORTFOLIO
ANALYTICS
FOR WEALTH
MANAGERS**

29TH AUG 2019



Cutting edge technology on a secure, proven platform

JHC – A trusted partner




30+ years

dedicated
to the Wealth
industry



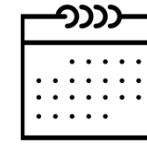
> \$200bn

assets
managed
on **JHC**
solutions



15% Reinvested

15% annual
revenue back
into R&D



4,000+

man-years
experience in
wealth tech
development



270

staff across
4 offices

 FIGARO

 NEON

 XENON

 DIGITIZE



A trusted partner to 60+ different financial institutions




BPO/Platform providers



Wealth Managers



Brokers



Partners



THOMSON REUTERS





JHC NEON



Complete Digital Dashboard

- 360° view of every client, every manager & every portfolio
- Visualise & identify all suitability outliers & breaches
- Integrated work flow & complete audit trail

Automated portfolio monitoring service

- Automatically aggregates & scans every portfolio, every client & every holding, every night

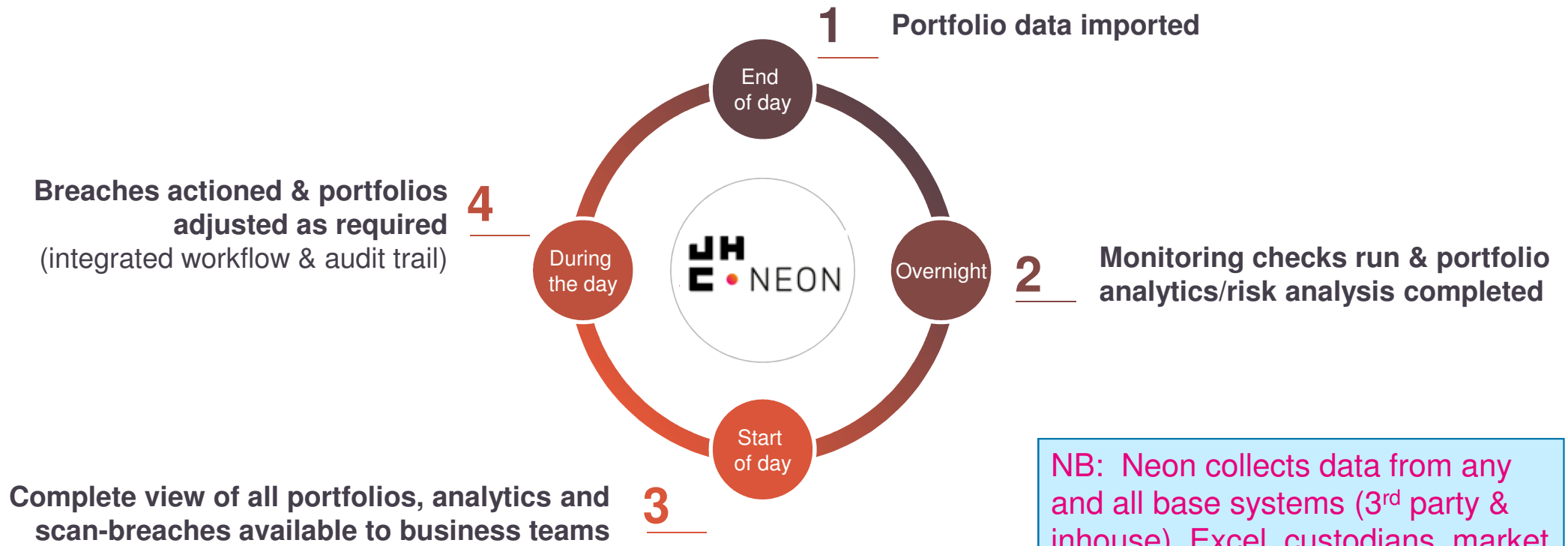

Institutional-grade risk analysis & analytics

Typical users:

- [Executive team / CIO](#)
- [Investment Advisors / Client Managers](#)
- [Compliance & Risk Management](#)



Collect, aggregate, transform & analyse automatically




NB: Neon collects data from any and all base systems (3rd party & inhouse), Excel, custodians, market data providers, risk & analytic platforms, and/or client feeds

EH

E



NEON




PRIMARY USERS:

EXEC & TEAM LEADERS/BRANCH HEADS

KEY BENEFITS:

- OBTAIN 360° UNIFIED VIEW OF ENTIRE FIRM & CLIENT BOOK WITH HEADLINE ANALYTICS & MANAGEMENT INFORMATION
- VISUALISE CURRENT STATUS & HISTORIC TRENDS
- REVIEW & ANALYSE ACROSS FIRM HIERARCHY (EG. FIRM-WIDE, BY OFFICE, BY BUSINESS UNIT, BY TEAM, ETC.)





PRIMARY USERS:

EXEC & TEAM LEADERS/BRANCH HEADS

KEY BENEFITS:

- OBTAIN 360° UNIFIED VIEW OF ENTIRE FIRM & CLIENT BOOK WITH HEADLINE ANALYTICS & MANAGEMENT INFORMATION
- VISUALISE CURRENT STATUS & HISTORIC TRENDS
- REVIEW & ANALYSE ACROSS FIRM HIERARCHY (EG. FIRM-WIDE, BY OFFICE, BY BUSINESS UNIT, BY TEAM, ETC.)





PRIMARY USERS:

INVESTMENT ADVISORS & CLIENT MANAGERS

KEY BENEFITS:

- OBTAIN 360° UNIFIED VIEW OF ENTIRE CLIENT BOOK, HOLDINGS & ANALYTICS
- IDENTIFY AND FOCUS ON DAILY INVESTMENT & CLIENT PRIORITIES
- VISUALISE & UNDERSTAND RISK & EXPECTED RETURN PROFILE BY HOLDING, PORTFOLIO & MANAGER



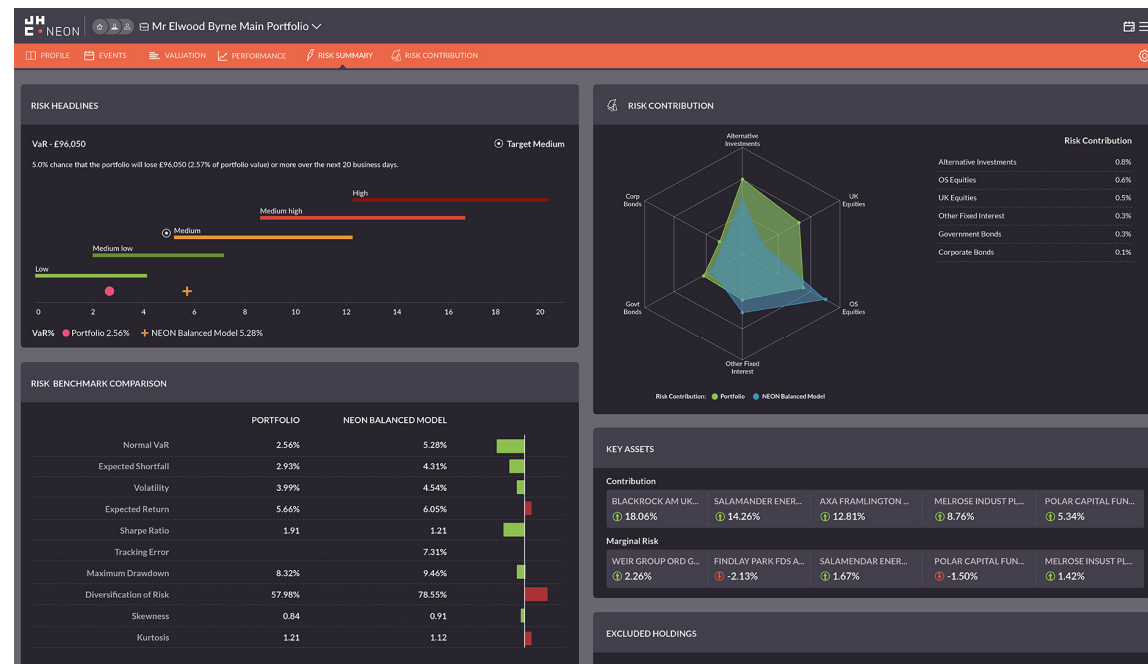


PRIMARY USERS:

INVESTMENT ADVISORS & RISK

KEY BENEFITS:

- INSTITUTIONAL GRADE RISK & EXPECTED RETURN ANALYSIS
- CALCULATE AND MONITOR DAILY PORTFOLIO ANALYTICS, INCLUDING VS BENCHMARK/MODEL AS APPROPRIATE
- SCAN & TRACK WARNINGS & OUTLIERS BY ADVISOR, BY CLIENT & BY PORTFOLIO





PRIMARY USERS:

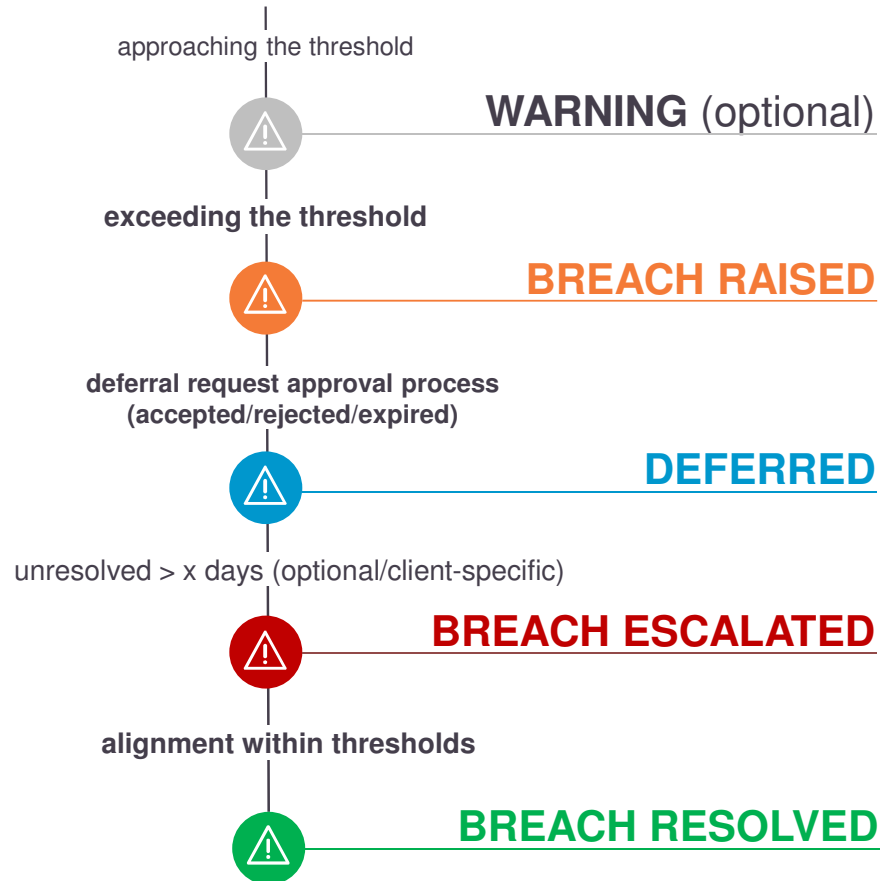
COMPLIANCE & PORTFOLIO MANAGERS

KEY BENEFITS:

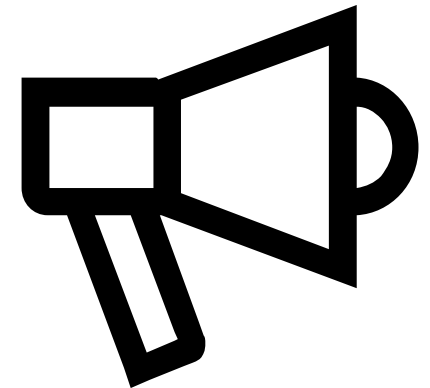
- PROACTIVELY ANALYSE & MONITOR EVERY PORTFOLIO & EVERY CLIENT ON A DAILY BASIS TO IDENTIFY ALL OUTLIERS & BREACHES
- AUTOMATES ONGOING PORTFOLIO REVIEW, MANDATE OVERSIGHT & CLIENT SUITABILITY ANALYSIS
- INTEGRATED ALERTS, WORKFLOW & HISTORIC AUDIT TRAIL FROM IDENTIFICATION TO RESOLUTION




NEON OUTLIER JOURNEY / WORKFLOW




- ✓ INTUITIVE
- ✓ CONSISTENT
- ✓ HISTORIC AUDIT TRAIL





The Neon business case:

- 1. Enhanced Decision Making** [Identify/prioritise/validate activity => **Fast, accurate, effective evidence-based decision making**]
 - 2. Risk Mitigation** [Consistent/transparent/systematic => **Significantly reduce operational, investment & regulatory risk**]
 - 3. AUM attraction & retention** [Sophisticated digital tool to enhance any client dialogue => **Differentiate quality & value of service**]
 - 4. Business Efficiency** [100% systematic, reliable & scalable => **Remove cost of manual processes/aggregation/analysis**]
-



jhc.financial